



2025/26 Mango Crop Forecast and Dispatch Report CONFIDENTIAL - CONTRIBUTORS ONLY

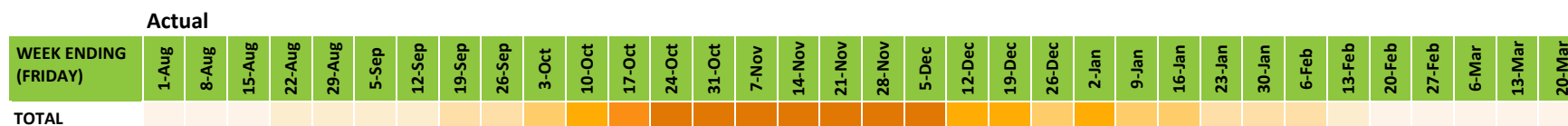
Week 38
14 March 2026 to
20 March 2026

Actual trays dispatched
to market
3k Trays

Estimated production volumes by region (7kg tray eq.)

Darwin	2.3 million
Katherine	2.0 million
Kununurra	48k
Bowen/Burdekin	1.6 million
Mareeba/Dimbulah	1.8 million
SEQ	439k
Carnarvon	108k
Gingin/Dandaragan (WA)	24k
NATIONAL TOTAL	8.3 million

Weekly national volume trends



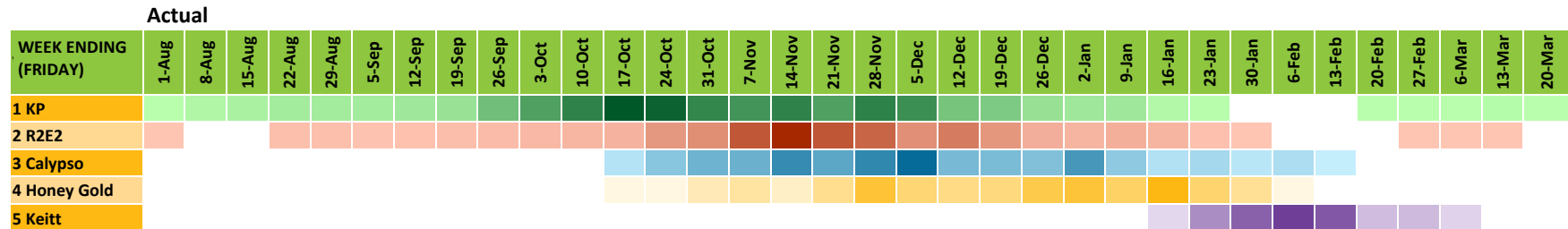
Legend (in 000's 7kg trays):



* **BLACK** - Actual weekly volumes dispatched

* **RED** - Forecast weekly volumes

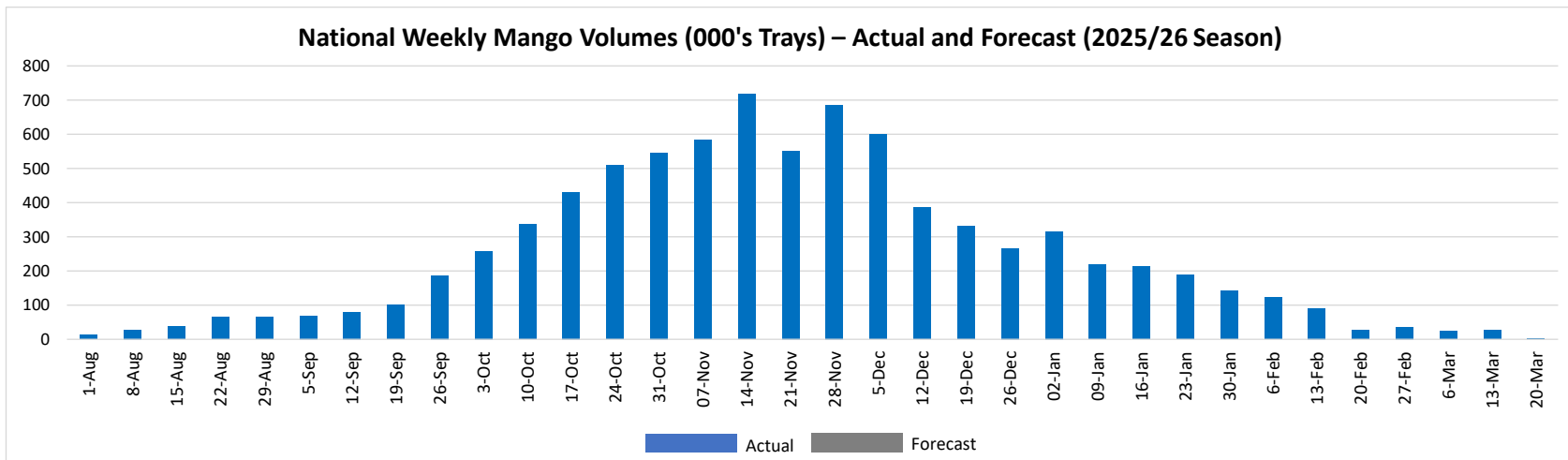
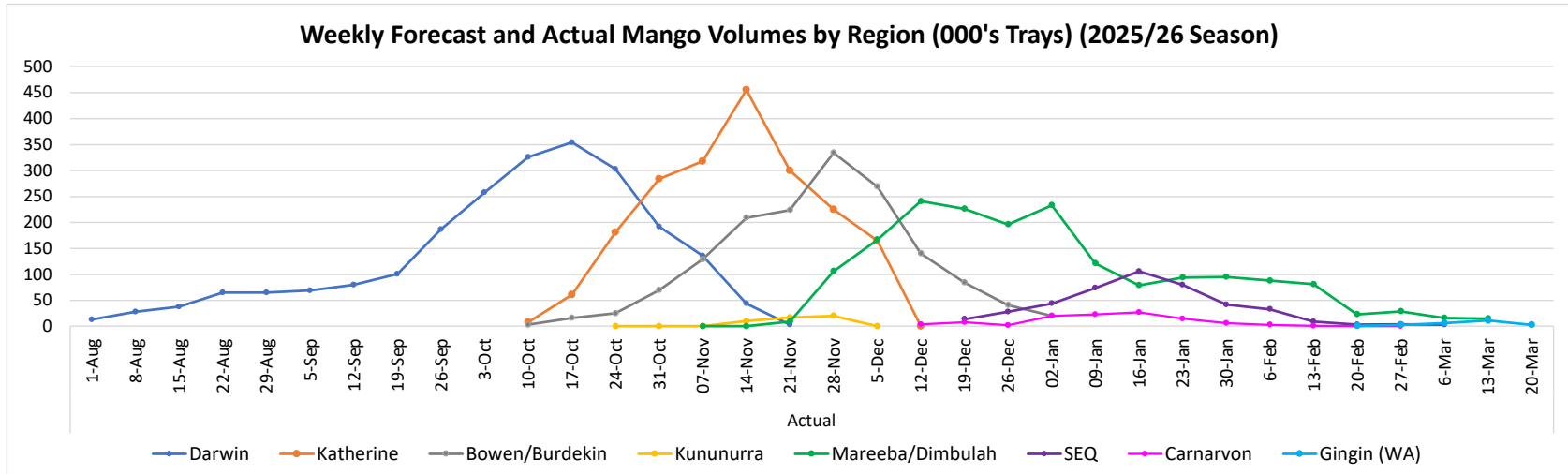
Main variety availability: weekly distribution (% of seasonal volume)



Note: The table above shows the percentage of a variety sent to market in a given week, relative to the total volume for that variety over the entire season (100%).

Weekly forecast and actual mango volumes per region

WEEK ENDING (FRIDAY)	1-Aug	8-Aug	15-Aug	22-Aug	29-Aug	5-Sep	12-Sep	19-Sep	26-Sep	3-Oct	10-Oct	17-Oct	24-Oct	31-Oct	7-Nov	14-Nov	21-Nov	28-Nov	5-Dec	12-Dec	19-Dec	26-Dec	2-Jan	9-Jan	16-Jan	23-Jan	30-Jan	6-Feb	13-Feb	20-Feb	27-Feb	6-Mar	13-Mar	20-Mar	
Darwin	13	28	38	65	65	69	80	101	187	258	326	354	303	192	136	44	3	0	0	0	0	0	0	0	0	0	0	0	0	0	0	0	0	0	0
Katherine	0	0	0	0	0	0	0	0	0	0	8	61	181	284	318	455	300	225	165	0	0	0	0	0	0	0	0	0	0	0	0	0	0	0	0
Kununurra	0	0	0	0	0	0	0	0	0	0	0	<1	<1	<1	<1	10	17	20	0	0	0	0	0	0	0	0	0	0	0	0	0	0	0	0	0
Bowen/Burdekin	0	0	0	0	0	0	0	0	0	0	3	16	25	70	129	209	224	334	269	140	84	41	20	0	0	0	0	0	0	0	0	0	0	0	0
Mareeba/Dimbulah	0	0	0	0	0	0	0	0	0	0	0	0	0	0	0	9	106	167	241	226	196	233	121	79	94	95	88	81	23	29	16	15	0	0	
SEQ	0	0	0	0	0	0	0	0	0	0	0	0	0	0	0	0	0	0	0	14	28	44	74	106	80	42	33	9	3	4	3	0	0	0	
Carnarvon	0	0	0	0	0	0	0	0	0	0	0	0	0	0	0	0	0	0	4	8	2	20	23	27	15	6	3	1	0	0	0	0	0	0	
Gingin (WA)	0	0	0	0	0	0	0	0	0	0	0	0	0	0	0	0	0	0	0	0	0	0	0	0	0	0	0	0	0	1	3	6	11	3	
VOLUME (7 KG TRAYS 000s)	13	28	38	65	65	69	80	101	187	258	337	431	509	546	583	718	553	685	601	385	332	267	317	218	212	189	143	124	91	27	36	25	26	3	



Report notes: The weekly forecast figures in this report are based on pre-season grower forecasts, updated as required, while the actual figures are derived from dispatch information provided weekly directly by growers. An allowance has been included for businesses not directly contributing, with estimated volumes added based on known tree numbers to improve overall accuracy.

This report is confidential and provided to contributors only. It may be publicly released at the end of the season; until then, it remains confidential. This report has been funded by Hort Innovation, using the mango research and development levy and contributions from the Australian Government. Hort Innovation is the grower-owned, not-for-profit research and development corporation for Australian horticulture.

List of contributing businesses

A Moro and Sons	Gorge Creek Orchards	PACsolutions
AGRIFresh	Groves Grown Tropical Fruits	Perfection Fresh
Ambrosia Orchard	Happy Mangoes	Piñata Farms
Bees Nees Mangoes	Harvest Road	Pine Creek Mango Plantation
Berry Creek Packing Company	Jade Mangoes	Poolhaven Pty Ltd
Big River Plantation	Jayfresh Australia	Pucciarmati Mangoes
BLS Farming	Jenko's Mangoes	Rocky Creek Orchards
Blue Ribbon Mangoes	JN & KT Pershouse	Rutto's Mangoes
Calypso Plantation	JPK Farming	S & JP Pappalardo
Craigie Lea Plantation	Keppel Orchards	Sandy Cove Mango Plantation
Crocodile's Choice	KF & PD Burkett	SH Pershouse & RJ Heath
DBC Farming	King's Farms	Skliros Produce
Deane Farms	Landy's Mangoes	Stahmann Webster
Don & Kathy McEachran	Laudham Park Farms	Stewart Brothers
Euri Gold Farms	Mahogany Way	Sulli Bros Plantation
Favco	Manbulloo	Sunshine Mangoes
Favco/Golden Mile No.1 Pty Ltd	Mangoes R Us	Sunstar Mangoes
FL & LF Pozzebon	Marto's Mangoes	Swag Rural Mangoes
Foxalicious Fruit	MMM Mangoes and Avocadoes	TMP
G & D Nucifora Family Trust	Mountain Edge	Tou's Garden
G&E Guglielmana	Nutrano	Tropic Fields
GC & JM Pershouse	O & NS Scapin	Tropical Primary Products
Golden Drop		Wills Mangoes

Disclaimer: Australian Mango Industry Association (AMIA) has taken all due care to ensure the accuracy of the data presented in this report. Contributors are expected to provide complete and accurate information in good faith. AMIA takes no responsibility for the data that is provided. In no event shall AMIA be liable for any special, direct, indirect, consequential, or incidental damages or any damages whatsoever, whether in an action of contract, negligence or other tort, arising out of or in connection with the use of the report or the contents of the report.