



Fresh Mangoes Overview

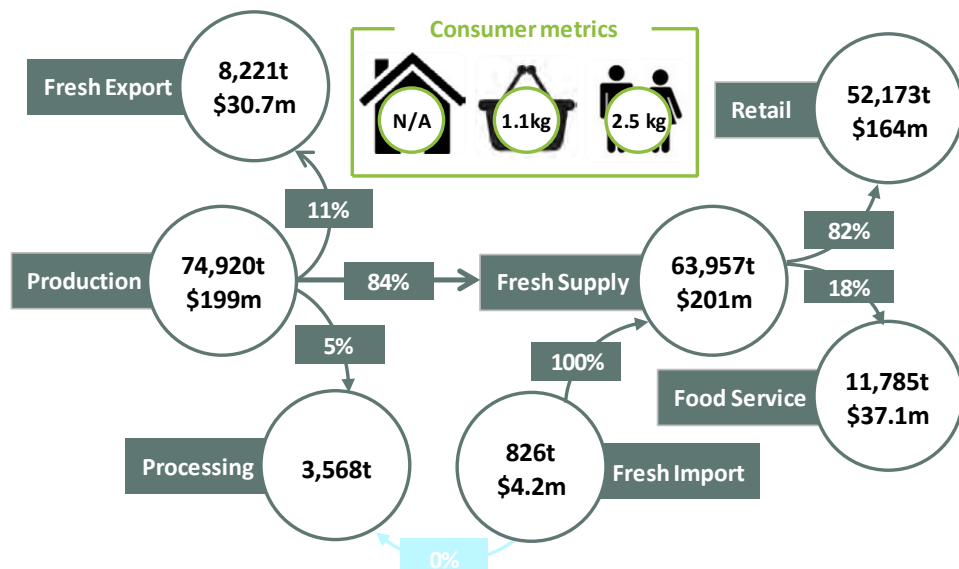
As a tropical fruit, mango production predominantly occurs in the North of Australia, Particularly in Queensland and the Northern Territory.

For the year ending June 2019:

- **74,920 t** was produced valued at **\$198.6 m** while
- The wholesale value of the fresh supply was **\$201.5 m**, with **\$164 m** distributed into retail and **\$37.1 m** into food service.
- The supply per capita was **2.5 kg**, based on the volume supplied.



Fresh Mangoes Supply Chain—Year Ending June 2019



Sources: AC; Australian Mango Industry Association (AMIA); CFVIWA; GTA; MP & DD (Freshlogic Analysis)



Year Ending June	2017		2018		2019	
	Value	Value	% YoY	Value	% YoY	
Production (t)	61,474	83,314	+36%	74,920	-10%	
Production (\$m)	\$ 195.7	\$ 204.3	+4%	\$ 198.6	-3%	
Producing Trees (000 Trees)	1,178	1,262	+7%	-	-	
Fresh Export Volume (t)	7,120	7,694	+8%	8,221	+7%	
Fresh Export Value (\$m)	\$ 29.7	\$ 28.7	-3%	\$ 30.7	+7%	
Fresh Import Volume (t)	1,111	866	-22%	826	-5%	
Fresh Import Value (\$m)	\$ 5.7	\$ 4.1	-28%	\$ 4.2	+2%	
Fresh Supply (t)	52,017	71,808	+38%	63,957	-11%	
Fresh Supply Wholesale Value (\$m)	\$ 200.6	\$ 209.8	+5%	\$ 201.5	-4%	
Supply per Capita (kg)	2.12	2.88	+36%	2.54	-12%	

Sources: ABS; AC; AMIA; CFVIWA; MP & DD (Freshlogic Analysis)

Major Mango Production Areas

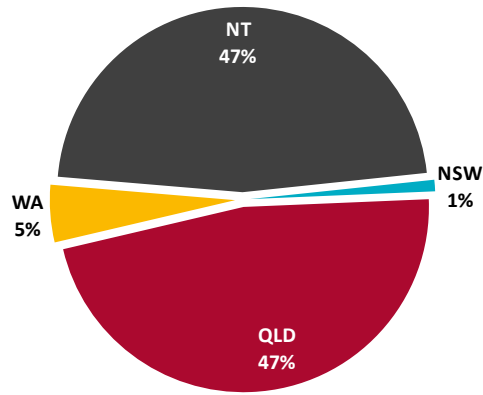
Mangoes are predominantly produced in the northern Australian states. The major producing areas include **Darwin** and **Katherine** in the Northern Territory; **Mareeba**, **Bowen** and **Bundaberg** in Queensland. It is also produced in **Kununurra**, Western Australia with small volumes coming from New South Wales.



Source: AMIA



2018/19 Fresh Mangoes Production by State



Source: AMIA

Fresh Mangoes Seasonality by State

State	18/19 Tonnes	Jul	Aug	Sep	Oct	Nov	Dec	Jan	Feb	Mar	Apr	May	Jun
New South Wales	749												
Queensland	35,212												
Western Australia	3,746												
Northern Territory	35,212												
Availability legend			High		Medium		Low						None

Source: AMIA

Main Mango Varieties

There are a number of varieties grown in Australia, however production for the fresh market is dominated by 4 main varieties. These include:

Kensington Pride, also known as KP, is the most common mango variety in Australia, and accounted for **41%** of fresh production.

Calypso, a mango with yellowy orange skin with a deep pink blush, accounted for **24%** of fresh production.

R2E2 mangoes accounted for **18%** of fresh production.

Honey Gold mangoes accounted for **8%** of fresh production.

Other mangoes, such as Keitt, Tommy Atkins, Palmer and Nam Dok Mai, accounted for **4%** of fresh production.

Seasonality by Mango Variety

The seasonal availability of some major varieties is profiled in the table below.

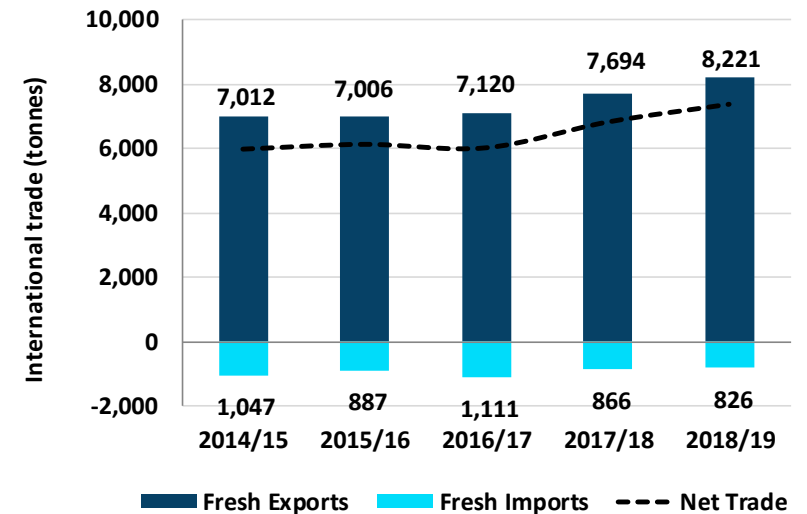
Variety	18/19 Tonnes	Jul	Aug	Sep	Oct	Nov	Dec	Jan	Feb	Mar	Apr	May	Jun
Kensington Pride	30,717												
Calypso	17,981												
R2E2	13,486												
Honey gold	5,994												
Other	3,175												
Processing	3,568												
Availability legend			High		Medium		Low						None

Source: AMIA

Fresh Mangoes International Trade

Australia is a net exporter of fresh mangoes, with exports growing in recent years. For the year ending June 2019, Australia exported **8,221 tonnes**. The exports and imports over the last 5 financial years is profiled in the graph below, where imports are counted as negative tonnes.

Net Fresh Mangoes International Trade

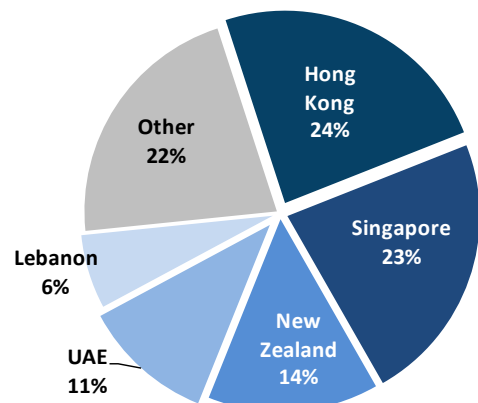


Source: GTA



For the year ending June 2019, **24%** of exported fresh mangoes were sent to Hong Kong, as profiled in the chart below.

2018/19 Fresh Mangoes Exports by Country



Source: GTA

Fresh Mangoes Imports and Exports by State

Imports by state destination (Tonnes)				Exports by state of production origin (Tonnes)			
Year Ending June	2017	2018	2019	Year Ending June	2017	2018	2019
New South Wales	518	283	397	Queensland	5,327	5,583	5,755
Victoria	337	377	268	Northern Territory	731	1,300	1,303
Western Australia	214	189	115	New South Wales	461	420	802
Queensland	42	16	40	Victoria	466	298	301
South Australia	1	1	5	Western Australia	39	78	36
Other	< 0.5	< 0.5	1	Other	96	14	24
TOTAL	1,111	866	826	TOTAL	7,120	7,694	8,221

Fresh Mangoes Imports and Exports by Country

Imports by country (Tonnes)				Exports by country (Tonnes)			
Year Ending June	2017	2018	2019	Year Ending June	2017	2018	2019
Thailand	342	351	294	Hong Kong	3,328	2,518	1,973
India	84	135	178	Singapore	1,127	1,759	1,869
Mexico	403	224	171	New Zealand	828	1,107	1,179
Vietnam	113	78	61	UAE	756	844	910
Pakistan	37	38	48	Lebanon	244	266	512
Other	132	39	74	Other	837	1,200	1,777
TOTAL	1,111	866	826	TOTAL	7,120	7,694	8,221

